

Connecting dimensions,
valid for article numbers A_00911 and A_00922

m= kg	A	p= bar
proj. storage surface = m ²		v̇= l/min
First angle projection	P= kW	
	U= V / Hz / Ph	
	I _{max} = A	

12

11

10

9

8

7

6

5

4

3

2

1

H

H

G

G

F

F

E

E

D

D

C

C

B

B

A

A

12

11

10

9

8

7

6


5

4


3

2


1



All fastening holes $\varnothing 22$ for screws M20 (DIN ISO 4014/4017 -8.8) without washers. Fastening holes are coloured red.



Drilling holes for locating pins are filled red. Recommended dimensions of locating pins: $\varnothing 12$ h6 ($^{12}_{11,985}$)



Thread holes for screws M20 are coloured green. The tightening torque for these screws (strength class 8.8) is 170 Nm.

Z (2:1)

