


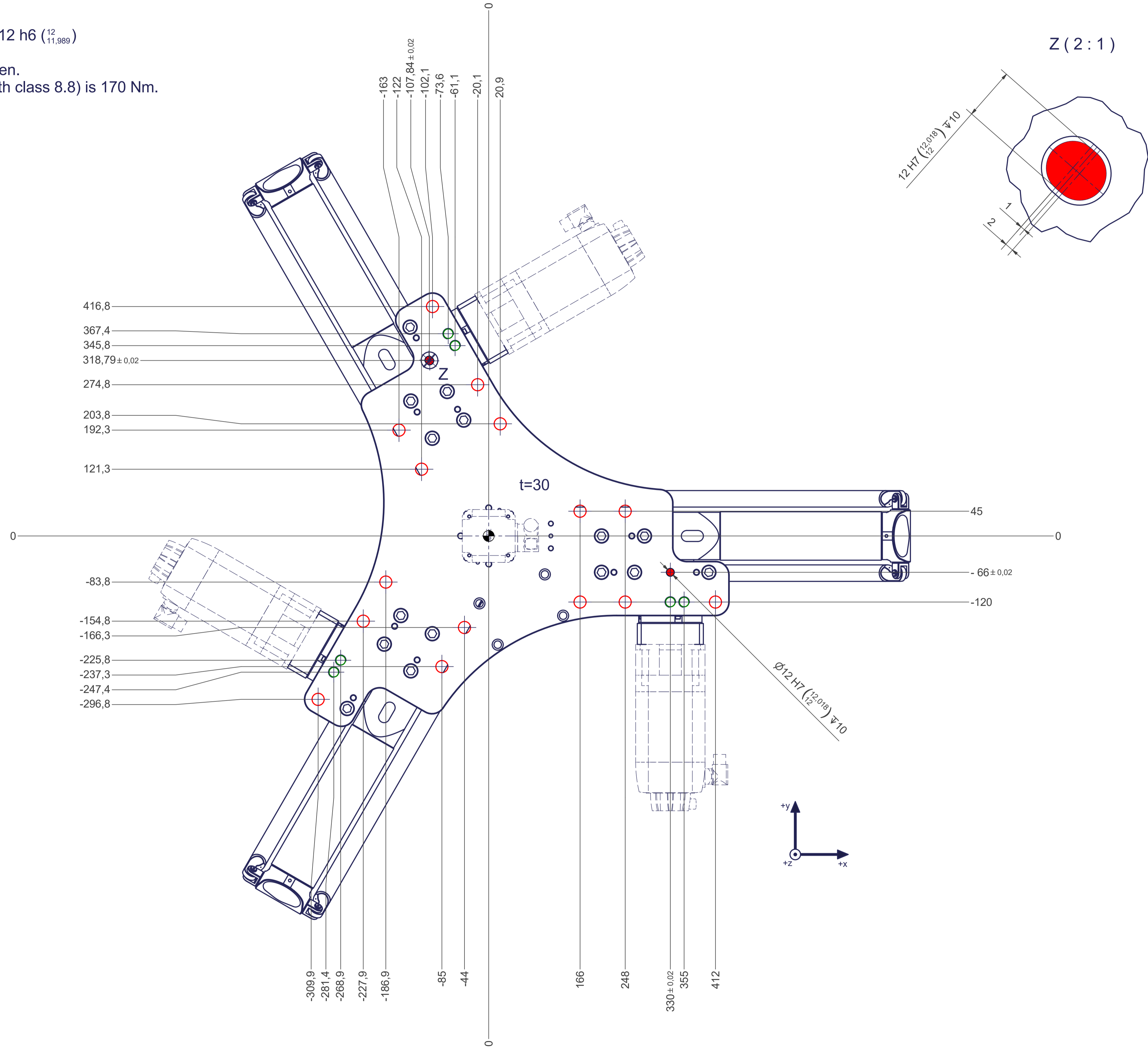


Connecting dimensions, valid for article numbers A_00080

m= kg	A	p= bar
proj. storage surface = m²		v= l/min
First angle projection	P= kW	
	U= V / Hz / Ph	
	Imax= A	

12 11 10 9 8 7 6 5 4 3 2 1

-  All fastening holes $\varnothing 22$ mm for screws M20 (DIN ISO 4014/4017 -8.8) without washer. Fastening holes are coloured red.
-  Drilling holes for locating pins are filled red. Recommended dimensions of locating pins: $\varnothing 12$ h6 ($\begin{smallmatrix} 12 \\ 11,989 \end{smallmatrix}$)
-  Thread holes for screws M20 are coloured green. The tightening torque for these screws (strength class 8.8) is 170 Nm.



12 11 10 9 8 7 6 5 4 3 2 1