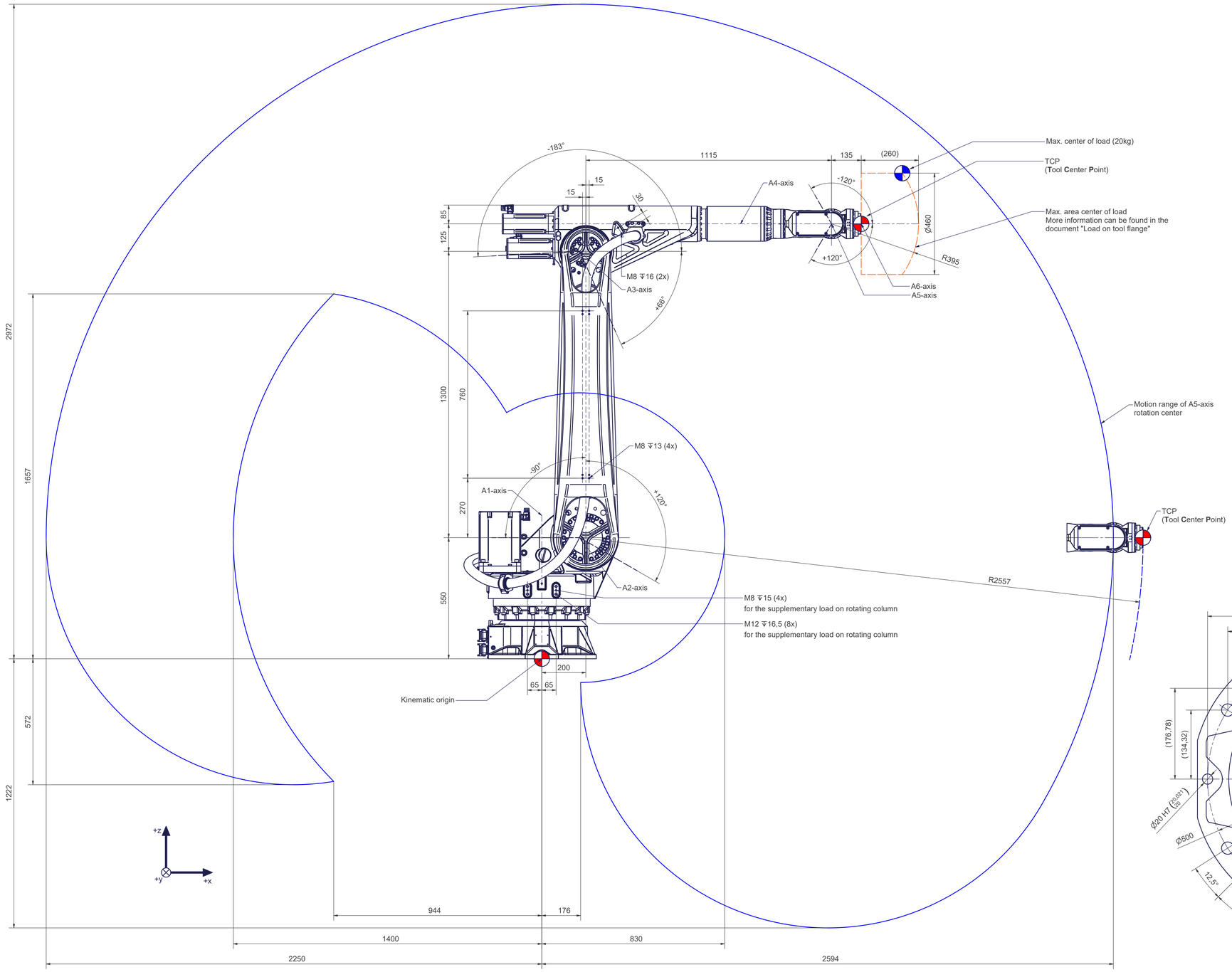

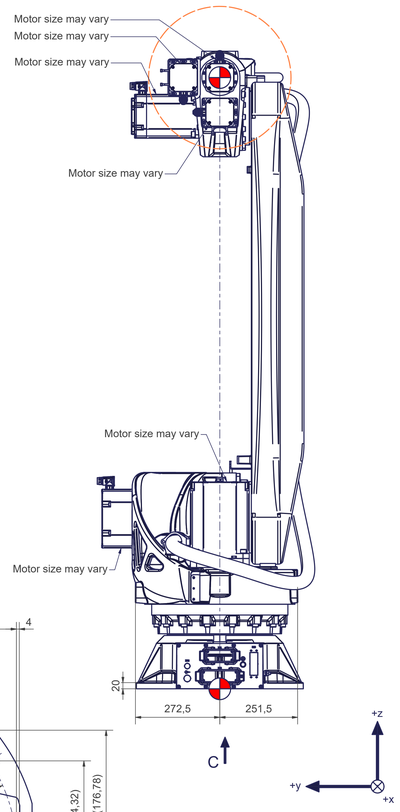

C (1 : 3)
Base frame

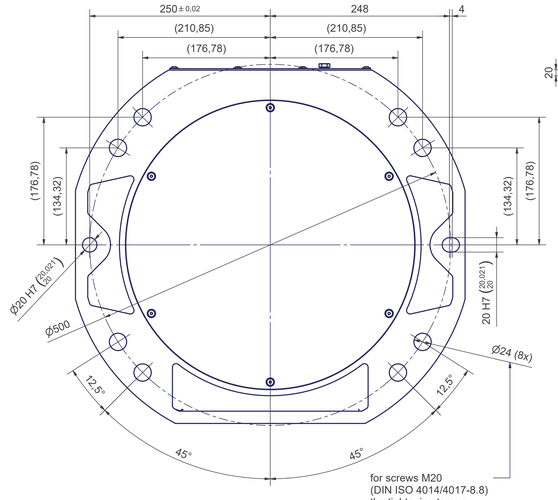

for screws M20
(DIN ISO 4014/4017-8.8)
the tightening torque
for these screws
is 390 Nm (in steel frame)

Motion	
Axes	Range fully usable
A1	± 185°
A2	- 90° / + 120° (*)
A3	- 183° / + 66° (*)
A4	Mechanical endless (**)
A5	± 120°
A6	Mechanical endless (**)

(*) Only if the axis 1 motor doesn`t exceed a length of 250 mm, otherwise these values must be reduced to avoid any risk of collision.

(**) Control system dependent.

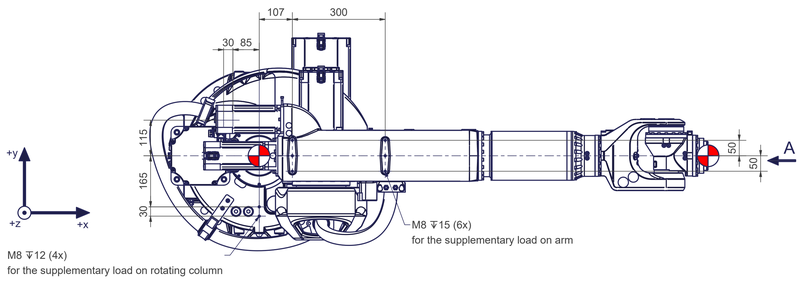

A (1 : 1)
Tool mounting flange A6

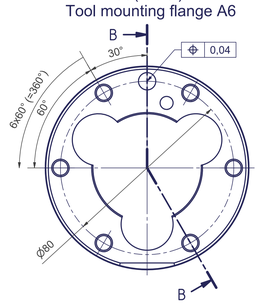

B-B

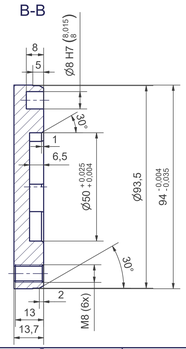

articc6-2757-20kg	
Axes	6
Payload (on TCP)	20 kg
Supplementary load on arm	40 kg
Supplementary load on rotating column	70 kg
Reach	2757 mm
Mounting position	Floor, ceiling

Connecting dimensions, valid for article number: AT_00028

Für diese Zeichnung behalten wir uns alle Rechte vor. Ohne unsere vorherige Zustimmung darf sie weder vervielfältigt, noch Dritten zugänglich gemacht werden, und sie darf durch den Empfänger oder Dritte auch nicht in anderer Weise mißbräuchlich verwendet werden.

Allgemeintoleranz ISO 2768 m
Werkstückkanten ISO 13715
Maßstab 1 : 7

	Datum	Name
Gezeichnet	24.05.2022	tim stricker
Geprüft		
Norm		

autonox robotics

articc6-2757-20kg

AT_00028

2
A0

Rev_01